

Table of Contents

Create New Account - I Have a License (or Application) Initial Registration	2
Create New Account - I Don't Have a License (or Application) – never had a license in the State of Ohio	7
Create a New Account - Applying for Casino Control Commission Skilled Games Licenses	11
Create A New Account - Counsels Associated With Medical Board Matters	15

Technical Assistance – Technical assistance is available Monday through Friday 8:00 AM to 5:00 PM ET for registration, logging in and navigation. Call (855) 405–5514 to speak with a technical support representative. Please note that technical support representatives cannot answer questions about licensing.

Non-Technical Assistance – Check your licensing Board's website or contact your licensing Board directly for non-technical and licensing related questions.

Create New Account - I Have a License (or Application) Initial Registration

1. Navigate to <https://elicense.ohio.gov>.
2. Click the **LOGIN / CREATE YOUR ACCOUNT** button in the center of the screen or the **LOG IN** link at the top- right corner of the page.

Ohio | eLicense Ohio Professional Licensure

HOME LICENSE LOOK-UP **LOGIN / CREATE YOUR ACCOUNT** LOG IN

WELCOME TO
Professional Licensure
for the State of Ohio

LOGIN / CREATE YOUR ACCOUNT

INDIVIDUAL BUSINESS

Verify a License

To verify a license, select Individual or Business, enter search criteria and click Search to see the results.

First Name

Last Name

OR

License Number

Board Name
--None--

SEARCH

3. Click the I HAVE A LICENSE button.

[HOME](#)
[LICENSE LOOK-UP](#)
[FILE A COMPLAINT](#)
[LOG IN](#)

Existing Users

Login

* Email

* Password

☐ Show Password

LOGIN

[Forgot Password?](#)
[Forgot Login Email?](#)

- Your eLicense session will end after 30 minutes of inactivity.
- The eLicense application can only be open and active in one browser session at a time.
- For best results, access the eLicense application from a desktop or laptop device using the latest version of Google Chrome or Mozilla Firefox browser.

New Users

Create a New eLicense.Ohio.Gov Account

You must create a new eLicense.Ohio.Gov account before applying for or renewing a license. Read the options below carefully before creating your account. See the [registration guide](#) for more information.

If you hold a license or have previously applied for a license or certificate in Ohio and do not have an eLicense.ohio.gov account, please select "I Have A License". While registering you will need to enter the security code provided by your licensing board.

I HAVE A LICENSE

I DON'T HAVE A LICENSE

If you do not hold a license or have not previously applied for a license or certificate in Ohio, please select "I Don't Have a License".

LICENSES ASSOCIATED WITH CASINO CONTROL COMMISSION

COUNSEL ASSOCIATED WITH MEDICAL BOARD MATTER

If you are creating an account for the purposes of representing a client before the State Medical Board of Ohio, please select "Counsel Associated with Medical Board Matter" button.

[SUPPORT](#)
[REGISTRATION GUIDE](#)
[CONTACT](#)
[PRIVACY NOTICE](#)
[WWW.OHIO.GOV](#)
[GENERAL TERMS](#)

- Complete the form with the appropriate information including your security code that should have been provided to you by your licensing board, click on and complete the reCAPTCHA option, and click the SUBMIT button.

Create New Account - I Have A License

Create a new eLicense.Ohio.Gov account associated with your existing Ohio professional licenses. In the event you do not have the required security code, click the 'Obtain Security Code' button.

Your social security number is required for accurate identification under federal and state child support enforcement law (42 U.S.C. §666 and §3123.50, O.R.C.)

Need help registering? [Click here](#)

Passwords must be at least **10 characters** long.
Password cannot be longer than 50 characters.

Password must contain:
1 uppercase letter (A-Z)
1 lowercase letter (a-z)
1 special character (.,!*"#\$%&'_~<@>?)

Passwords expire after **1 year**.

Password must NOT contain your First Name, Last Name, User Name or be from the last **15 previous** passwords.

* Social Security Number ☐ I don't have a Social Security Number

* Security Code **OBTAIN SECURITY CODE**

* Date of Birth

* janiorchuvisa@gmail.com

* Password Confirm Password

☐ Show Password

Password must contain:

- ☐ More than 10 Characters
- ☐ 1 Uppercase Letter
- ☐ 1 Lowercase Letter
- ☐ 1 Number
- ☐ 1 Special Character (e.g. \$%^@#)

Password must not contain:

- ☐ User's First and/or Last Name

☐ I'm not a robot



Legal Information: Ohio public records law requires state agencies, boards, and commissions to disclose most documents and records, including electronic records. Therefore, information submitted through this web site may be subject to disclosure pursuant to a public records request unless the information is made confidential or otherwise exempted from disclosure pursuant to state or federal law. Please be aware that for public records, Ohio law requires us to disclose the records despite your requests to keep information confidential.



SUBMIT

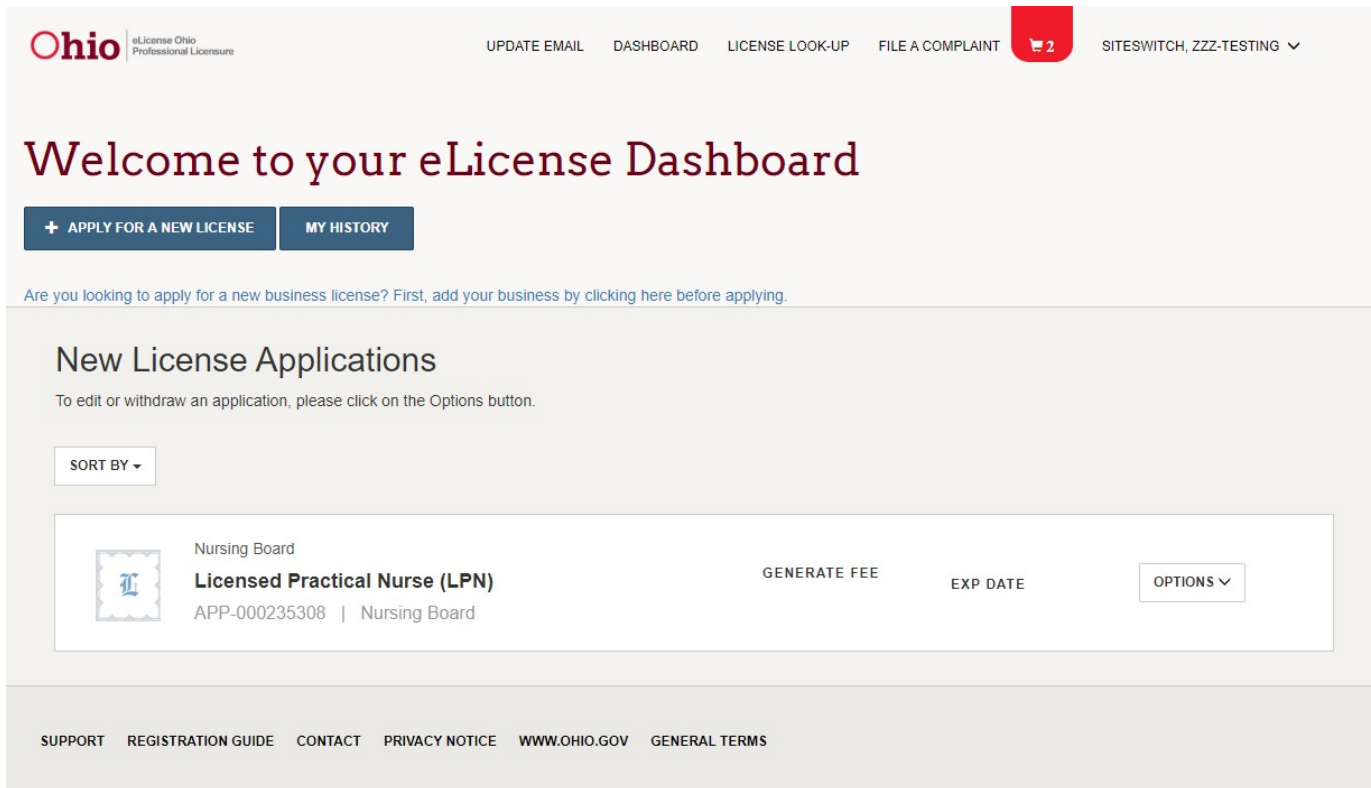
If you do not have your Security Code, click the **OBTAIN SECURITY CODE** button, enter the email address or Social Security Number that is on file with your Board and your Security Code will be emailed to you.

The screenshot shows the 'Obtain Security Code' page. At the top left is the Ohio Department of Administrative Services logo. To the right are navigation links: HOME, LICENSE LOOK-UP, FILE A COMPLAINT, and LOG IN. The main heading is 'Obtain Security Code'. Below this, a paragraph states: 'To obtain a security code you must provide the email address or Social Security Number on file with your licensing board. The security code will be sent to the email address on file with your licensing board.' There are two radio button options: 'Email' and 'Social Security Number'. Below these is a blue 'SUBMIT' button. At the bottom of the page is a footer with links: SUPPORT, REGISTRATION GUIDE, CONTACT, PRIVACY NOTICE, WWW.OHIO.GOV, and GENERAL TERMS.


If you do not recall the email address on file with your board, return to the eLicense login page, click the **Forgot Login Email?** link and provide the required information to retrieve the email address that is on file with your Board.

The screenshot shows the eLicense Ohio login page. It has the same header as the previous page. The page is divided into two main sections: 'New Users' and 'Existing Users'. The 'New Users' section has a heading 'Create a New eLicense.Ohio.Gov Account' and text explaining that users must create an account before applying for or renewing a license. It includes two buttons: 'I HAVE A LICENSE' and 'I DON'T HAVE A LICENSE'. The 'Existing Users' section has a heading 'Login' and two input fields: 'Email' and 'Password', both marked with an asterisk. Below these fields is a blue 'LOGIN' button. To the right of the 'LOGIN' button are two links: 'Forgot Password?' and 'Forgot Login Email?'. A red arrow points to the 'Forgot Login Email?' link.

Once the initial registration process is complete, the user should be redirected to the eLicense Ohio Dashboard to manage applications, licenses, service requests, complaints, etc.



The screenshot shows the eLicense Ohio Professional Licensure dashboard. At the top, there is a navigation bar with the Ohio logo, a shopping cart icon with '2' items, and links for 'UPDATE EMAIL', 'DASHBOARD', 'LICENSE LOOK-UP', 'FILE A COMPLAINT', and 'SITESWITCH, ZZZ-TESTING'. Below the navigation bar, a large heading reads 'Welcome to your eLicense Dashboard'. Underneath, there are two buttons: '+ APPLY FOR A NEW LICENSE' and 'MY HISTORY'. A link states: 'Are you looking to apply for a new business license? First, add your business by clicking here before applying.' The main section is titled 'New License Applications' with a sub-note: 'To edit or withdraw an application, please click on the Options button.' A 'SORT BY' dropdown menu is present. A table lists applications, with one entry for the 'Nursing Board' showing a 'Licensed Practical Nurse (LPN)' application with ID 'APP-000235308'. This entry includes buttons for 'GENERATE FEE', 'EXP DATE', and 'OPTIONS'.

New License Applications	
To edit or withdraw an application, please click on the Options button.	
SORT BY ▼	
	<div><div>Nursing Board</div><div>Licensed Practical Nurse (LPN)</div><div>APP-000235308 Nursing Board</div></div> <div>GENERATE FEE</div> <div>EXP DATE</div> <div>OPTIONS ▼</div>

SUPPORT REGISTRATION GUIDE CONTACT PRIVACY NOTICE WWW.OHIO.GOV GENERAL TERMS

Create New Account - I Don't Have a License (or Application) – never had a license in the State of Ohio

1. Navigate to <https://elicense.ohio.gov>.
2. Click the **LOGIN / CREATE YOUR ACCOUNT** button in the center of the screen or the **LOG IN** link at the top- right corner of the page.

Ohio | eLicense Ohio Professional Licensure

HOME LICENSE LOOK-UP **LOG IN**

WELCOME TO
Professional Licensure
for the State of Ohio

LOGIN / CREATE YOUR ACCOUNT

INDIVIDUAL BUSINESS

Verify a License

To verify a license, select Individual or Business, enter search criteria and click Search to see the results.

First Name	OR	License Number
Last Name		Board Name --None--
SEARCH		

3. Click the I DON'T HAVE A LICENSE button.

HOME LICENSE LOOK-UP FILE A COMPLAINT LOG IN

Existing Users

Login

* Email

* Password

☐ Show Password

LOGIN

[Forgot Password?](#)
[Forgot Login Email?](#)

- Your eLicense session will end after 30 minutes of inactivity.
- The eLicense application can only be open and active in one browser session at a time.
- For best results, access the eLicense application from a desktop or laptop device using the latest version of Google Chrome or Mozilla Firefox browser.

New Users

Create a New eLicense.Ohio.Gov Account

You must create a new eLicense.Ohio.Gov account before applying for or renewing a license. Read the options below carefully before creating your account. See the [registration guide](#) for more information.

If you hold a license or have previously applied for a license or certificate in Ohio and do not have an eLicense.ohio.gov account, please select "I Have A License". While registering you will need to enter the security code provided by your licensing board.

I HAVE A LICENSE

If you do not hold a license or have not previously applied for a license or certificate in Ohio, please select "I Don't Have a License".

I DON'T HAVE A LICENSE

If you are creating an account for the purposes of applying for or managing a license with the Casino Control Commission, please click "Licenses Associated with Casino Control Commission"

LICENSES ASSOCIATED WITH CASINO CONTROL COMMISSION

If you are creating an account for the purposes of representing a client before the State Medical Board of Ohio, please select "Counsel Associated with Medical Board Matter" button.

COUNSEL ASSOCIATED WITH MEDICAL BOARD MATTER

SUPPORT REGISTRATION GUIDE CONTACT PRIVACY NOTICE WWW.OHIO.GOV GENERAL TERMS

- Complete the form with the appropriate information, click on and complete the reCAPTCHA option, and click the SUBMIT button.

Create New Account - I Don't Have A License

Create a new eLicense.Ohio.Gov account as a new licensee.

Your social security number is required for accurate identification under federal and state child support enforcement law (42 U.S.C. §666 and §3123.50, O.R.C.)

Need help Registering? Click here

Passwords must be at least **10 characters** long.
Passwords cannot be longer than 50 characters.
Password must contain:
1 uppercase letter (A-Z)
1 lowercase letter (a-z)
1 special character (.,!""\$%[]_-&#@<>?)

Passwords expire after **1 year**.

Password must NOT contain your First Name, Last Name, User Name or be from the last **15 previous** passwords.

First Name **Middle Name**

Last Name

Social Security Number ☐ I don't have a Social Security Number

Date of Birth

Email **Confirm Email**

Password **Confirm Password**


☐ Show Password

Password must contain:


- ☐ More than 10 Characters
- ☐ 1 Uppercase Letter
- ☐ 1 Lowercase Letter
- ☐ 1 Number
- ☐ 1 Special Character (e.g. %^&@#)

Password must not contain:

- ☐ User's First and/or Last Name

☐ I'm not a robot 

Legal Information: Ohio public records law requires state agencies, boards, and commissions to disclose most documents and records, including electronic records. Therefore, information submitted through this web site may be subject to disclosure pursuant to a public records request unless the information is made confidential or otherwise exempted from disclosure pursuant to state or federal law. Please be aware that for public records, Ohio law requires us to disclose the records despite your requests to keep information confidential.

 **SUBMIT**

SUPPORT **REGISTRATION GUIDE** **CONTACT** **PRIVACY NOTICE** **WWW.OHIO.GOV** **GENERAL TERMS**

When you successfully submit your information, the system will prompt you to re-confirm your submitted Social Security entry.

SSN Confirmation

Please verify the Social Security Number entered **000-99-0011**. If this is correct hit 'Confirm' to complete your registration, otherwise hit 'Edit' to make a change.

EDIT **CONFIRM**

- If the displayed social security number value is correct, click the **CONFIRM** button to proceed. If it is incorrect, click **EDIT** and you will be returned to the CREATE NEW ACCOUNT page to fix/change the Social Security Number entry.

SSN Confirmation

Please verify the Social Security Number entered **000-99-0011**. If this is correct hit 'Confirm' to complete your registration, otherwise hit 'Edit' to make a change.

EDIT

CONFIRM

When the user confirms the Social Security Number, they will be redirected to the eLicense Ohio Dashboard to manage applications, licenses, service requests, complaints, etc.

[DASHBOARD](#)
[LICENSE LOOK-UP](#)
[FILE A COMPLAINT](#)

0

KARIMA, KARMA

Welcome to your eLicense Dashboard

+ APPLY FOR A NEW LICENSE

MY HISTORY

Are you looking to apply for a new business license? First, add your business by clicking here before applying.

New License Applications

To edit or withdraw an application, please click on the Options button.

SORT BY ▾

The license application process is very simple. Instructions for each stage of the license application will explain what information is necessary to move forward to the next stage of the application process. The status indicators at the top of each page of the license application will indicate what stage you are currently in for the process. Once you have completed the license application and submitted it, the appropriate Board will review your license application.

Click the '+' icon of the Add a License box to the right to begin the application process. To see your existing licenses, scroll down to the next section.

[SUPPORT](#)
[REGISTRATION GUIDE](#)
[CONTACT](#)
[PRIVACY NOTICE](#)
[WWW.OHIO.GOV](#)
[GENERAL TERMS](#)

Create a New Account - Applying for Casino Control Commission Skilled Games Licenses

1. Navigate to <https://elicense.ohio.gov>.
2. Click the **LOGIN / CREATE YOUR ACCOUNT** button in the center of the screen or the **LOG IN** link at the top-right corner of the page.

Ohio | eLicense Ohio Professional Licensure

HOME LICENSE LOOK-UP **LOG IN**

WELCOME TO
Professional Licensure
for the State of Ohio

LOGIN / CREATE YOUR ACCOUNT

INDIVIDUAL BUSINESS

Verify a License

To verify a license, select Individual or Business, enter search criteria and click Search to see the results.

First Name	OR	License Number
Last Name		Board Name --None--
SEARCH		

- If you have never held a license with the State of Ohio and are applying for a license with the Casino Control Commission then click the **LICENSES ASSOCIATED WITH CASINO CONTROL COMMISSION** button.

[HOME](#)
[LICENSE LOOK-UP](#)
[FILE A COMPLAINT](#)
[LOG IN](#)

Existing Users

Login

* Email

* Password

☐ Show Password

LOGIN

[Forgot Password?](#)
[Forgot Login Email?](#)

- Your eLicense session will end after 30 minutes of inactivity.
- The eLicense application can only be open and active in one browser session at a time.
- For best results, access the eLicense application from a desktop or laptop device using the latest version of Google Chrome or Mozilla Firefox browser.

New Users

Create a New eLicense.Ohio.Gov Account

You must create a new eLicense.Ohio.Gov account before applying for or renewing a license. Read the options below carefully before creating your account. See the [registration guide](#) for more information.

If you hold a license or have previously applied for a license or certificate in Ohio and do not have an eLicense.ohio.gov account, please select "I Have A License". While registering you will need to enter the security code provided by your licensing board.

I HAVE A LICENSE

If you do not hold a license or have not previously applied for a license or certificate in Ohio, please select "I Don't Have a License".

I DON'T HAVE A LICENSE

If you are creating an account for the purposes of applying for or managing a license with the Casino Control Commission, please click "Licenses Associated with Casino Control Commission"

LICENSES ASSOCIATED WITH CASINO CONTROL COMMISSION

If you are creating an account for the purposes of representing a client before the State Medical Board of Ohio, please select "Counsel Associated with Medical Board Matter" button.

COUNSEL ASSOCIATED WITH MEDICAL BOARD MATTER

[SUPPORT](#)
[REGISTRATION GUIDE](#)
[CONTACT](#)
[PRIVACY NOTICE](#)
[WWW.OHIO.GOV](#)
[GENERAL TERMS](#)

- Complete the form with the appropriate information, click on and complete the reCAPTCHA option, and click the SUBMIT button.

Create a Casino Commission Account

Register here for an eLicense.Ohio.gov account to manage or apply for a license from the Casino Control Commission.

In order to comply with the requirements of **R.C. 3772.16**, you must create a new account, even if you already have an account associated with another state board. Your Casino Control Commission account cannot contain the same e-mail address as another eLicense.Ohio.gov account (even if it is your own).


Under the Privacy Act, you are not required to provide your social security number. If you choose to provide your social security number, it may be used to confirm your account information. [Need help Registering? Click here](#)

Passwords must be at least **10 characters** long.
Password cannot be longer than 50 characters.
Password must contain:
1 uppercase letter (A-Z)
1 lowercase letter (a-z)
1 special character (.!'"\$%[]_&#@<>?)

Passwords expire after **1 year**.

Password must NOT contain your First Name, Last Name, User Name or be from the last **15 previous** passwords.

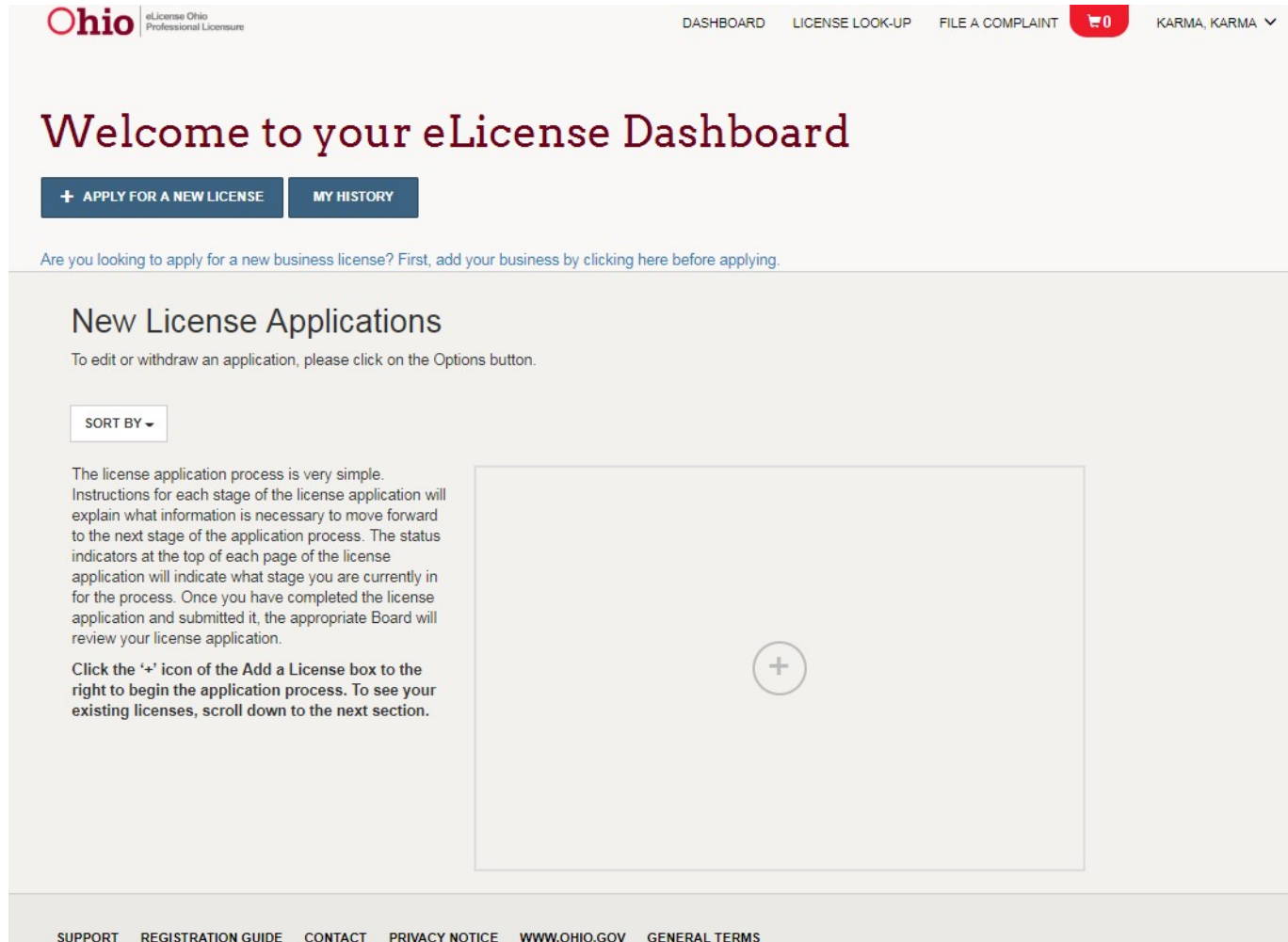
<p>* First Name</p> <p>* Last Name</p> <p>Social Security Number</p> <p>* Date of Birth</p> <p>* Email</p> <p>* Password</p> <p><input type="checkbox"/> Show Password</p> <p>Password must contain:</p> <ul style="list-style-type: none"> <input type="checkbox"/> More than 10 Characters <input type="checkbox"/> 1 Uppercase Letter <input type="checkbox"/> 1 Lowercase Letter <input type="checkbox"/> 1 Number <input type="checkbox"/> 1 Special Character (e.g. \$%^@#) <p>Password must not contain:</p> <ul style="list-style-type: none"> <input type="checkbox"/> User's First and/or Last Name 	<p>Middle Name</p> <p>* Confirm Password</p>
---	--

☐ I'm not a robot
 

Legal Information: Ohio public records law requires state agencies, boards, and commissions to disclose most documents and records, including electronic records. Therefore, information submitted through this web site may be subject to disclosure pursuant to a public records request unless the information is made confidential or otherwise exempted from disclosure pursuant to state or federal law. Please be aware that for public records, Ohio law requires us to disclose the records despite your requests to keep information confidential.



After submitting the registration, the user will be redirected to the eLicense Ohio Dashboard to manage applications, licenses, service requests, complaints, etc.



The screenshot shows the eLicense Ohio Professional Licensure dashboard. At the top, there is a navigation bar with links for DASHBOARD, LICENSE LOOK-UP, FILE A COMPLAINT, a shopping cart icon with '0', and a user profile for KARIMA, KARMA. Below the navigation bar, a large heading reads 'Welcome to your eLicense Dashboard'. Underneath this heading are two buttons: '+ APPLY FOR A NEW LICENSE' and 'MY HISTORY'. A blue link states: 'Are you looking to apply for a new business license? First, add your business by clicking here before applying.' The main section is titled 'New License Applications' and includes instructions: 'To edit or withdraw an application, please click on the Options button.' There is a 'SORT BY' dropdown menu. A text block explains the license application process, mentioning status indicators and the review process. To the right of this text is a large rectangular area with a central circular button containing a plus sign (+). At the bottom of the dashboard, a footer contains links for SUPPORT, REGISTRATION GUIDE, CONTACT, PRIVACY NOTICE, WWW.OHIO.GOV, and GENERAL TERMS.

Create A New Account - Counsels Associated With Medical Board Matters

1. Navigate to <https://elicense.ohio.gov>.
2. Click the **LOGIN / CREATE YOUR ACCOUNT** button in the center of the screen or the **LOG IN** link at the top-right corner of the page.

Ohio | eLicense Ohio Professional Licensure

HOME LICENSE LOOK-UP **NEW ACCOUNT** LOG IN

WELCOME TO
Professional Licensure
for the State of Ohio

LOGIN / CREATE YOUR ACCOUNT


INDIVIDUAL BUSINESS

Verify a License

To verify a license, select Individual or Business, enter search criteria and click Search to see the results.

First Name	OR	License Number
Last Name		Board Name --None--
SEARCH		

3. Click the **COUNSEL ASSOCIATED WITH MEDICAL BOARD MATTER** button.



[HOME](#) [LICENSE LOOK-UP](#) [FILE A COMPLAINT](#) [LOG IN](#)

Existing Users

Login

*

*

☐ Show Password

LOGIN

[Forgot Password?](#)
[Forgot Login Email?](#)

- Your eLicense session will end after 30 minutes of inactivity.
- The eLicense application can only be open and active in one browser session at a time.
- For best results, access the eLicense application from a desktop or laptop device using the latest version of Google Chrome or Mozilla Firefox browser.

New Users

Create a New eLicense.Ohio.Gov Account

You must create a new eLicense.Ohio.Gov account before applying for or renewing a license. Read the options below carefully before creating your account. See the [registration guide](#) for more information.

If you hold a license or have previously applied for a license or certificate in Ohio and do not have an eLicense.ohio.gov account, please select "I Have A License". While registering you will need to enter the security code provided by your licensing board.

I HAVE A LICENSE

If you do not hold a license or have not previously applied for a license or certificate in Ohio, please select "I Don't Have a License".

I DON'T HAVE A LICENSE

If you are creating an account for the purposes of applying for or managing a license with the Casino Control Commission, please click "Licenses Associated with Casino Control Commission"

LICENSES ASSOCIATED WITH CASINO CONTROL COMMISSION

If you are creating an account for the purposes of representing a client before the State Medical Board of Ohio, please select "Counsel Associated with Medical Board Matter" button.

COUNSEL ASSOCIATED WITH MEDICAL BOARD MATTER

[SUPPORT](#) [REGISTRATION GUIDE](#) [CONTACT](#) [PRIVACY NOTICE](#) [WWW.OHIO.GOV](#) [GENERAL TERMS](#)

eLicense Ohio Portal Registration

- Complete the form with the appropriate information click on and complete the reCAPTCHA option and click the SUBMIT button.

Create a Counsel Contact Associated with Medical Board

Create a new eLicense Ohio account for purposes of representing a client before the State Medical Board of Ohio.

Note: If you are already registered in eLicense Ohio related to holding professional license, you will need to use an alternate email address for this account.

Passwords must be at least **10 characters** long. Passwords cannot be longer than 50 characters. Password must contain:

- 1 uppercase letter (A-Z)
- 1 lowercase letter (a-z)
- 1 special character (.,!""\$%[]_&#@<>?)

Passwords expire after **1 year**.

Password must NOT contain your First Name, Last Name, User Name or be from the last **15 previous** passwords.

* First Name Middle Name

* Last Name

Firm Name

* Street Address

* City * State * Zip Code

* Ohio Supreme Court Registration Number ☐ I do not have a registration in the state of Ohio

* Phone Number Cell Phone Number

* Email *

Note: If you are licensed through this eLicense system, you must use an alternative email than the one registered for your current license.

* * Confirm Password


☐ Show Password

Password must contain:


- ☐ More than 10 Characters
- ☐ 1 Uppercase Letter
- ☐ 1 Lowercase Letter
- ☐ 1 Number
- ☐ 1 Special Character (e.g. \$%^&@#)

Password must not contain:

- ☐ User's First and/or Last Name

☐ I'm not a robot  reCAPTCHA Privacy - Terms


Legal Information: Ohio public records law requires state agencies, boards, and commissions to disclose most documents and records, including electronic records. Therefore, information submitted through this web site may be subject to disclosure pursuant to a public records request unless the information is made confidential or otherwise exempted from disclosure pursuant to state or federal law. Please be aware that for public records, Ohio law requires us to disclose the records despite your requests to keep information confidential.





[SUPPORT](#) [REGISTRATION GUIDE](#) [CONTACT](#) [PRIVACY NOTICE](#) [WWW.OHIO.GOV](#) [GENERAL TERMS](#)


eLicense Ohio Portal Registration

After submitting the registration, the user will be redirected to the eLicense Ohio Dashboard to manage adjudications, complaints, etc.



[DASHBOARD](#) [LICENSE LOOK-UP](#) [FILE A COMPLAINT](#)  [CHOCOLATE, HOT](#) 

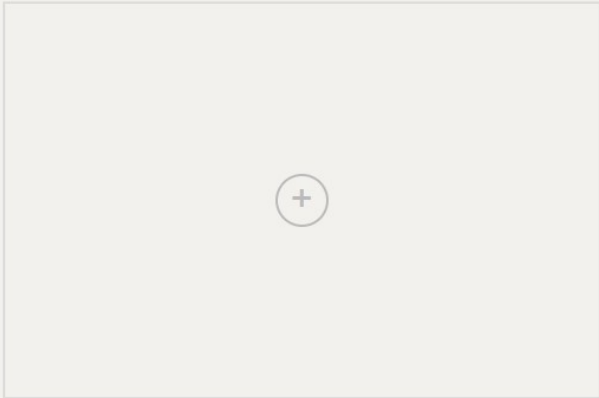
Welcome to your eLicense Dashboard



New Adjudication Associations

To associate yourself to an Adjudication you will be required to enter the CRF number and the last name of the client associated with the CRF. Note: You will not be able to view or submit documentation requests until board staff approves your Association to an Adjudication request.

Select the '+' icon to your left or the Associate to an Adjudication button above to begin the association process. The Association to an Adjudication will not be effective until board staff approval.



[SUPPORT](#) [REGISTRATION GUIDE](#) [CONTACT](#) [PRIVACY NOTICE](#) [WWW.OHIO.GOV](#) [GENERAL TERMS](#)
© 2018 State of Ohio.